

The Impact of 3D Stereopsis and Hand-Tool Alignment on Effectiveness of a VR-based Simulator for Dental Training

Maximilian Kaluschke*, Myat Su Yin†, **Peter Haddawy†**, Siriwan Suebnukarn‡, Gabriel Zachmann*

* University of Bremen, Computer Graphics and Virtual Reality, Bremen, Germany

† Mahidol University, Faculty of ICT, Bangkok, Thailand

‡ Thammasat University, Faculty of Dentistry, Bangkok, Thailand

Introduction

- Proliferation of VR-based dental simulators
 - High-fidelity, reusable, configurable
 - Record and analyze data on performance and outcome
- Wide variety of VR configurations used
- Display
 - 2D monitors
 - 3D monitors
 - Half-mirrored displays
 - HMDs
- Instrument manipulation
 - With and without haptic feedback



Introduction

- Proliferation of VR-based dental simulators
 - High-fidelity, reusable, configurable
 - Record and analyze data on performance and outcome
- Wide variety of VR configurations used
- Display
 - 2D monitors
 - 3D monitors
 - Half-mirrored displays
 - HMDs
- Instrument manipulation
 - With and without haptic feedback



Introduction

- Proliferation of VR-based dental simulators
 - High-fidelity, reusable, configurable
 - Record and analyze data on performance and outcome
- Wide variety of VR configurations used
- Display
 - 2D monitors
 - 3D monitors
 - Half-mirrored displays
 - HMDs
- Instrument manipulation
 - With and without haptic feedback



Introduction

- Each new simulator typically has an associated evaluation study
- Only few comparative studies to determine benefits of VR technologies
- None that examine impact on transferability

- In this work seek to determine the impact on teaching effectiveness of
 - 3D stereoscopic rendering
 - Hand-tool alignment



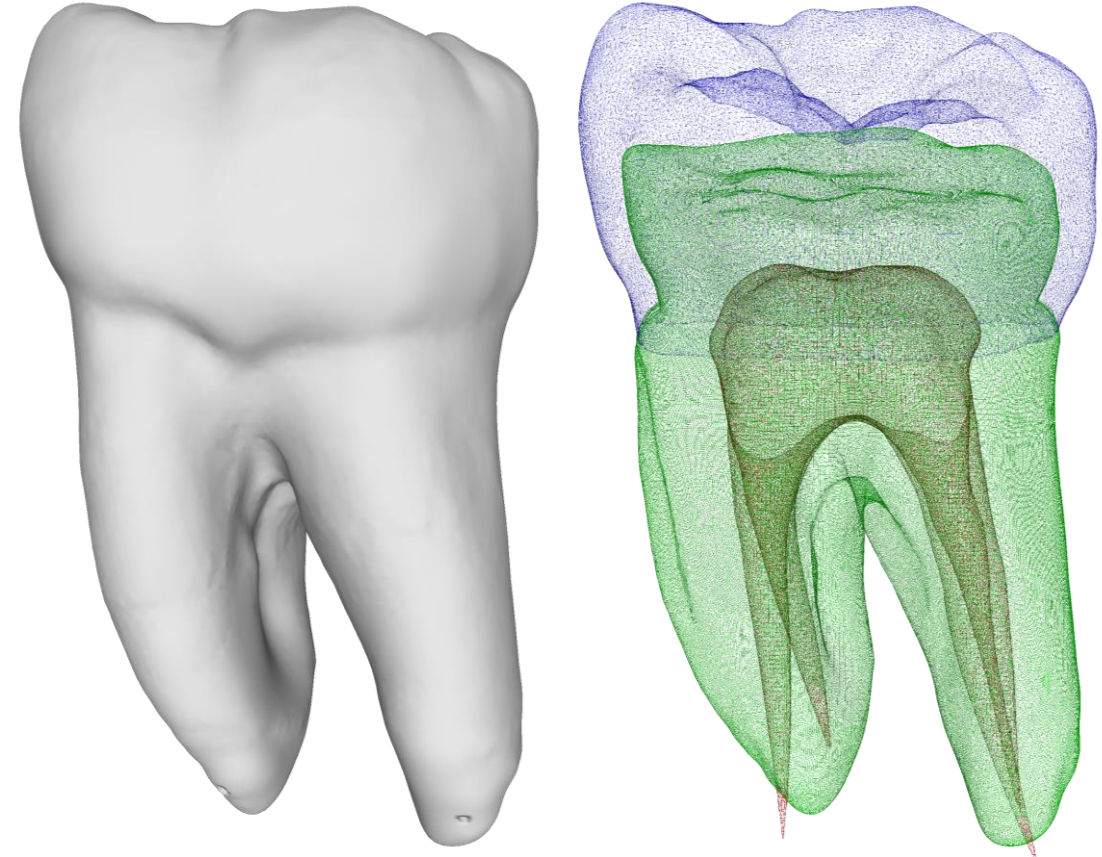
VR-based Simulator

- Two haptic devices: drill, mirror
- HTC Vive HMD
- Unreal Engine
- Patient modeled with Metahuman
- Haptic feedback, drill sound

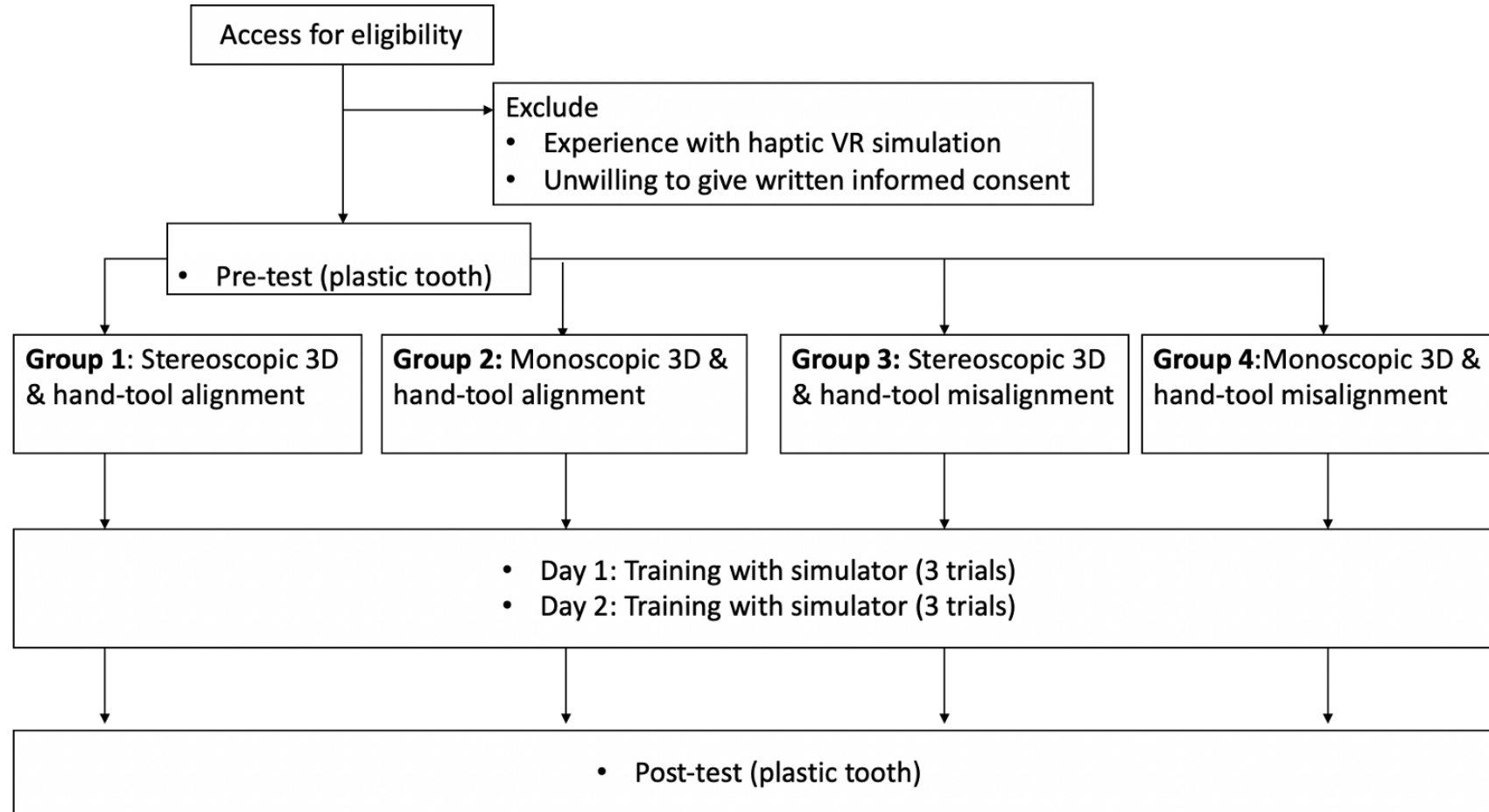


VR-based Simulator

- Two haptic devices: drill, mirror
- HTC Vive HMD
- Unreal Engine
- Patient modeled with Metahuman
- Haptic feedback, drill sound
- Tooth model - internal anatomy, 3 layers

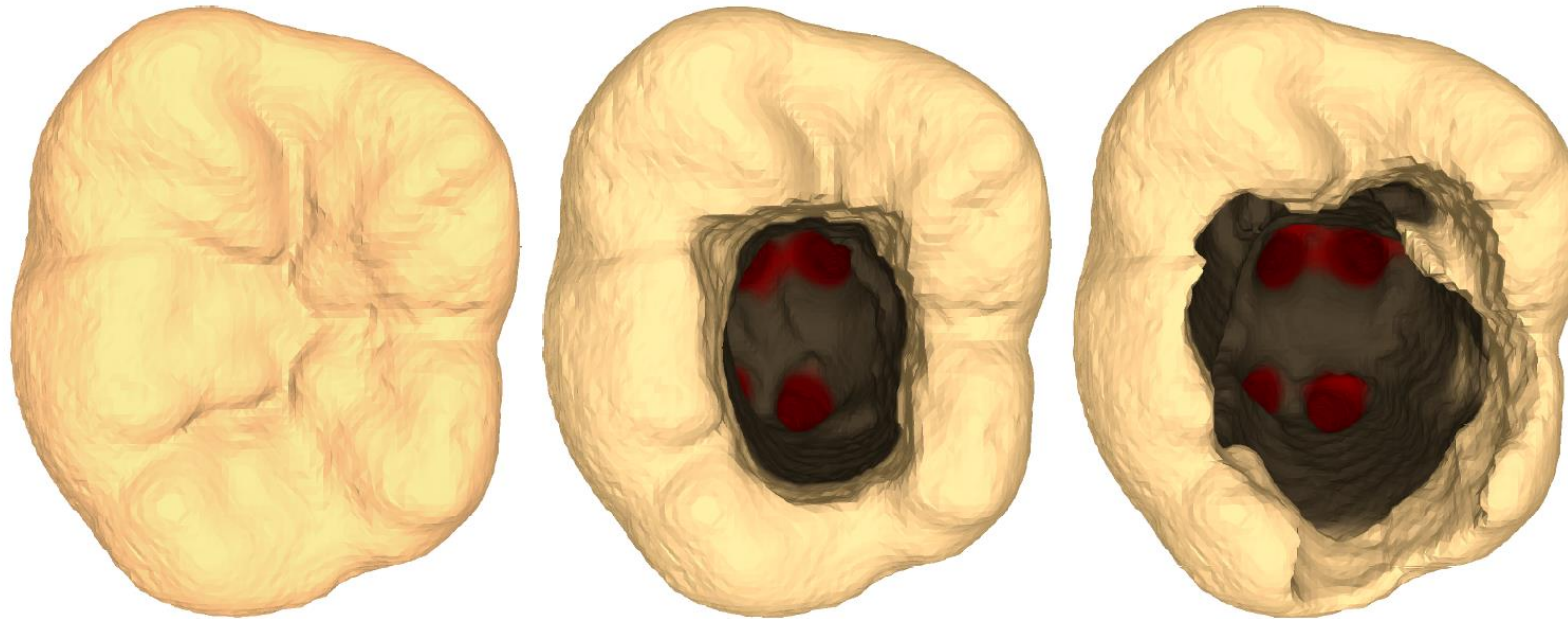


User Study: 40 fifth year dental students



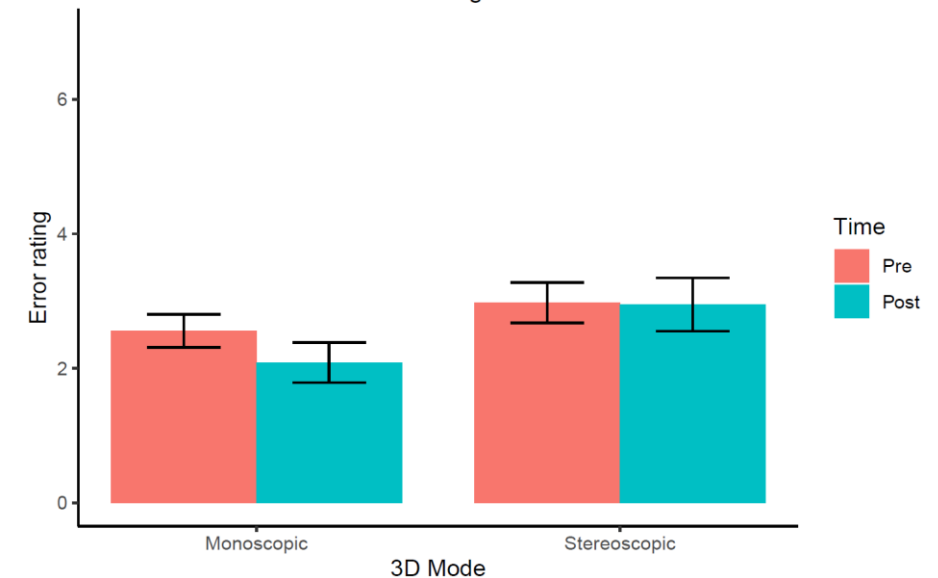
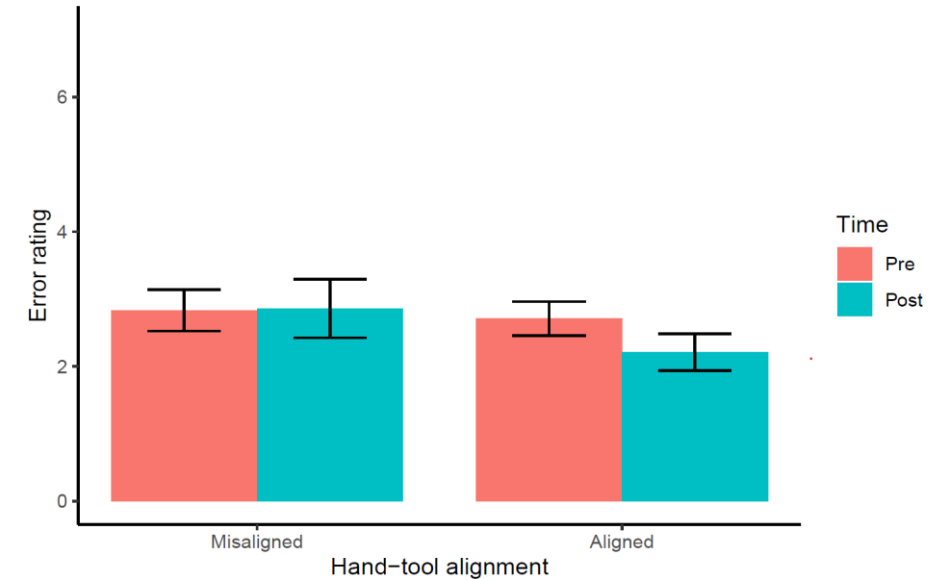
Scoring

- Two experts (kappa 0.87)
- Standard scoring scheme



Results

- Hand-tool alignment
 - Students with misaligned tools did not improve
 - Students with aligned tools showed significant improvement (2.71 to 2.21; **-0.5**)
- Stereo rendering
 - Contrary to our hypothesis
 - Students with monoscopic rendering learned better (2.56 to 2.08; **-0.47**)
 - Compared to students with stereoscopic rendering (2.97 to 2.95; **-0.03**)



Conclusion & Future Work

- Hand-tool alignment important for training effectiveness
- Stereoscopic rendering can have negative effect
 - Monoscopic group on average looked more closely at the tooth
 - Stereoscopic group unable to look closely due to high inter-ocular disparity
- Further investigate stereoscopic effect
 - Higher HMD resolution could alleviate the problem
 - VR zoom feature similar to real surgical loupes